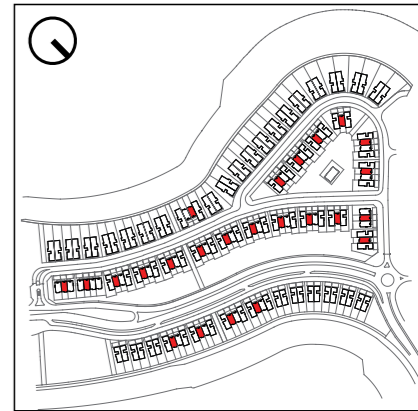
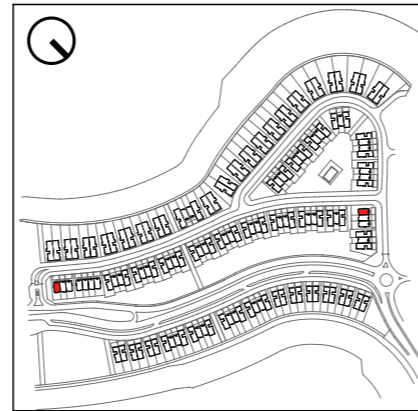


Sur
*L*AMER

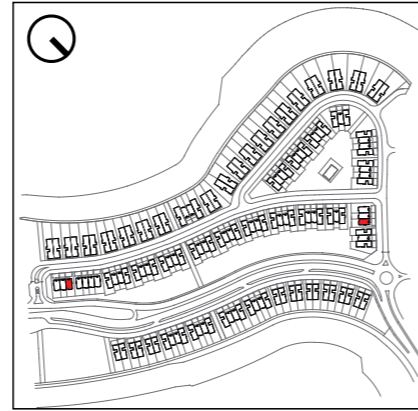
FLOOR PLANS





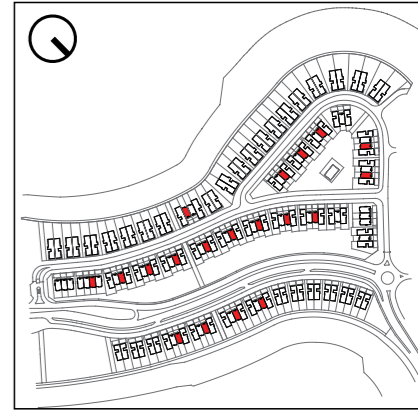
3 BEDROOM (TYPE C)
+ FAMILY ROOM/ E

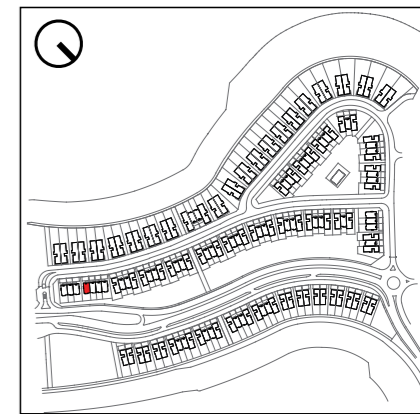
TOTAL AREA
363 sqm | 3,917 sqft



3 BEDROOM (TYPE D)
+ FAMILY ROOM/ M

TOTAL AREA
344 sqm | 3,705 sqft





G. FLOOR

1. FLOOR

2. FLOOR

ROOF

3 BEDROOM (TYPE E)
+ FAMILY ROOM/ E

TOTAL AREA
347 sqm | 3,744 sqft



G. FLOOR

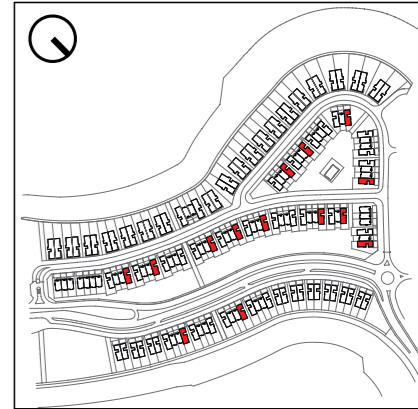
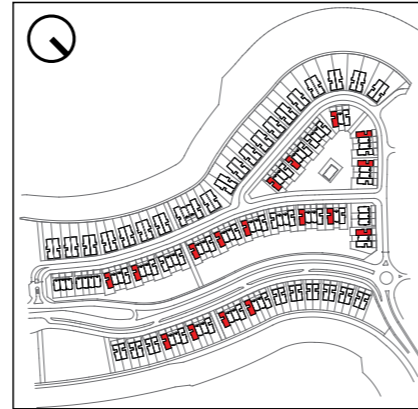
1. FLOOR

2. FLOOR

ROOF

3 BEDROOM (TYPE F)
+ FAMILY ROOM/ E

TOTAL AREA
358 sqm | 3,859 sqft



G. FLOOR



1. FLOOR



2. FLOOR



ROOF

4 BEDROOM (TYPE A)
+ FAMILY ROOM/ E

TOTAL AREA
445 sqm | 4,795 sqft



G. FLOOR



1. FLOOR



2. FLOOR



ROOF

4 BEDROOM (TYPE B)
+ FAMILY ROOM/ E

TOTAL AREA
445 sqm | 4,795 sqft



G. FLOOR



1. FLOOR



2. FLOOR



ROOF

4 BEDROOM (TYPE C)
+ FAMILY ROOM/ E

TOTAL AREA
445 sqm | 4,794 sqft



G. FLOOR



1. FLOOR



2. FLOOR



ROOF

4 BEDROOM (TYPE D)
+ FAMILY ROOM/ E

TOTAL AREA
445 sqm | 4,795 sqft



G. FLOOR



1. FLOOR



2. FLOOR



ROOF

4 BEDROOM (TYPE E)
+ FAMILY ROOM/ E

TOTAL AREA
445 sqm | 4,795 sqft



G. FLOOR



1. FLOOR



2. FLOOR



ROOF

4 BEDROOM (TYPE F)
+ FAMILY ROOM/ E

TOTAL AREA
453 sqm | 4,885 sqft



G. FLOOR

1. FLOOR

2. FLOOR

ROOF

4 BEDROOM (TYPE G)
+ FAMILY ROOM/ E

TOTAL AREA
445 sqm | 4,795 sqft



G. FLOOR

1. FLOOR

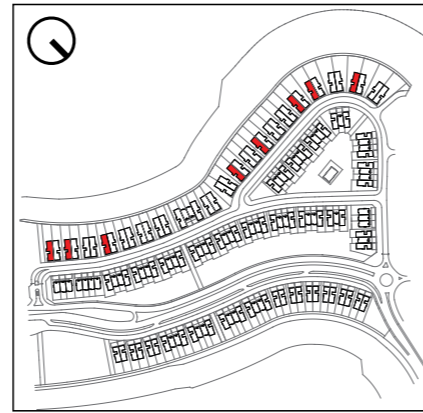
2. FLOOR

ROOF

4 BEDROOM (TYPE H)
+ FAMILY ROOM/ E

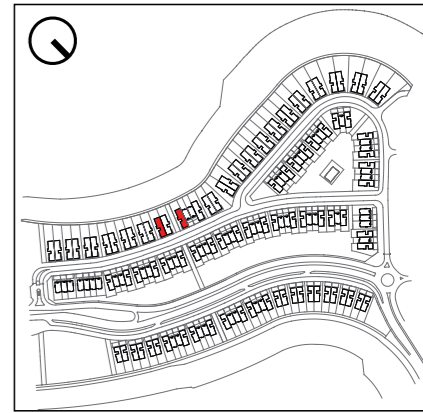
TOTAL AREA
453 sqm | 4,884 sqft





5 BEDROOM (TYPE A)
+ FAMILY ROOM/ E

TOTAL AREA
633 sqm | 6,824 sqft



5 BEDROOM (TYPE A1)
+ FAMILY ROOM/ E

TOTAL AREA
633 sqm | 6,824 sqft



G. FLOOR



1. FLOOR



2. FLOOR



ROOF



5 BEDROOM (TYPE B)
+ FAMILY ROOM/ E

TOTAL AREA
633 sqm | 6,821 sqft



G. FLOOR



1. FLOOR



2. FLOOR



ROOF



5 BEDROOM (TYPE B1)
+ FAMILY ROOM/ E

TOTAL AREA
633 sqm | 6,821 sqft



G. FLOOR



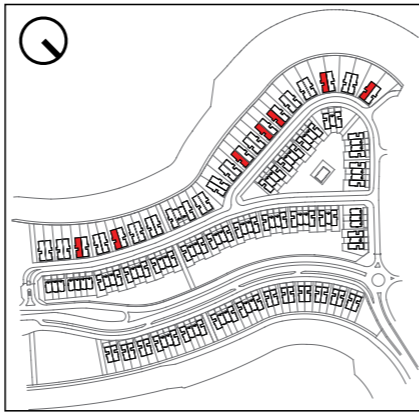
1. FLOOR



2. FLOOR



ROOF



5 BEDROOM (TYPE C)
+ FAMILY ROOM/ E

TOTAL AREA
633 sqm | 6,823 sqft



G. FLOOR



1. FLOOR



2. FLOOR



ROOF



5 BEDROOM (TYPE C1)
+ FAMILY ROOM/ E

TOTAL AREA
633 sqm | 6,823 sqft



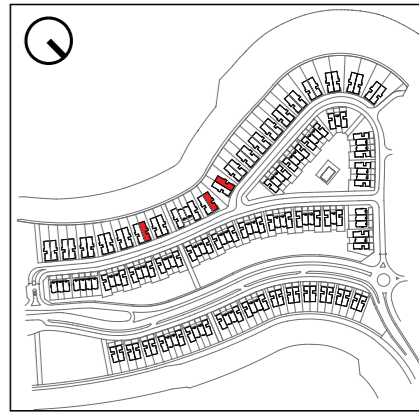
5 BEDROOM (TYPE D)
+ FAMILY ROOM/ E

TOTAL AREA
636 sqm | 6,849 sqft



5 BEDROOM (TYPE D1)
+ FAMILY ROOM/ E

TOTAL AREA
636 sqm | 6,849 sqft





FIDU PROPERTIES

菲 | 度 | 房 | 地 | 产

CHINA - DUBAI

800299 | 299.COM

